



# **eSpeed & Telephone Safety**

This leaflet is designed for you to better understand about the equipment you are using. The steps in this leaflet are very useful for you to prevent damage to your equipment. After all, Prevention is better than cure!

Please share this amongst your family members and friends!

### WHY DO YOU NEED TO PROTECT YOUR EQUIPMENT?

- Save money on repair or replacement cost.
- Home safety – to avoid electrical accidents.
- Prevent unnecessary damage to your equipment.
- Prevent disruption to internet connection.

### TECHNICAL VOCABULARY

**Surge Protector** – Designed to protect electrical devices from voltage spikes.

**Uninterruptible Power Supply (UPS)** – designed to allow your laptop or PC to keep running for at least a short time when the primary power source is lost.

**ADSL Modem** – Electronic device that allows computers to communicate over telephone wires.


**Splitter** - A small device which separates data and voice signals on e-speed service. They are always required between the telephone socket and telephone.

**3 in 1 ADSL Modem Router** - A combination of modem and a wireless router.

**Wireless Router** – A device that transmits and distributes your internet connection.

### WHAT ARE THE STEPS TO PREVENT DAMAGE TO YOUR EQUIPMENT?

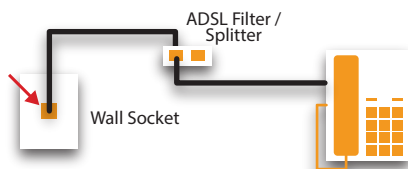
- Use UPS to provide you with power source during power supply outages. So this will give you time to save your data.
- Switch off and unplug your equipment from the main supply during bad weather, lightning and thunder storms.
- Unplug telephone cord wire from the modem during bad weather, lightning and thunder storms.



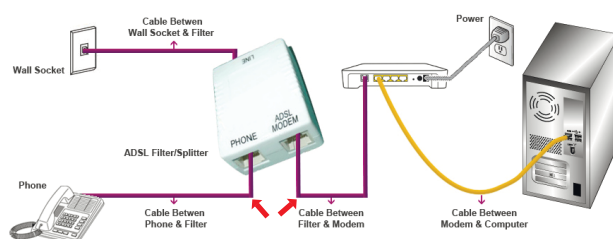
- Avoid placing the device (Wireless Router and Modem) near electrical devices such as television, microwave, refrigerator etc.
- Do not spill any liquids onto your equipment.
- Always keep the ADSL Modem or Wireless Router clean and dust-free. Dust can cause the equipment to overheat.
- Use a Surge Protector to protect your equipment from damage due to high voltage.
- Do not unplug, bend, twist or place any weight on the Patch Cord which is connected to the Optical socket. The Patch Cord is a key link to enable signal coming in and out from your modem. Permanent damage to the patch cord will cause interruption of the connection and loss of internet and telephone services.

### STEPS TO PREVENT DAMAGE TO THE TELEPHONE

- Unplug the cord wire from the telephone wall jack during bad weather, lightning and thunder storms. (This applies to both cordless telephone and normal telephone).



- If you are using a cordless phone, avoid using and placing the cordless phone near or on top of electrical devices such as washing machine, microwave, refrigerator, television and others as it will disrupt the performance of the phone call.
- Do not spill any liquids onto your telephone.
- Do not bend or put any weight on the telephone cord wire.



## **TECHNICAL VOCABULARY**

**Telephone Wall Jack** - The jack that your household or office phones are plugged into.

**Cordless Telephone** – A wireless portable phone.

## **WHERE CAN A SURGE PROTECTOR AND A UPS (UNINTERRUPTIBLE POWER SUPPLY) BE OBTAINED?**

Surge protectors and the uninterruptible power supply can be bought from most computer shops. They are, however, not available at our imagine Centre at the moment.

Extras:

- Check wall sockets and home wiring regularly.
- Place the equipments in a safe area / environment.
- Be more cautious about the weather and unplug electronic equipment during lightning storms.
- Switch off the device and unplug the necessary cords when not in use.